

 hoxter

Fireplace inserts
Water heating fireplace inserts



Wood





Since the beginning of time fire has been a place of gathering. It's the heart of the home, where we meet and come back to throughout our lives. Hoxter is inspired by the traditions of yesterday and the needs of today. Resulting in fireplace inserts with clean design, robust construction and innovative technology. Fireplace inserts that transform your living space into a completely unique realization by the best stove makers.



"Being the best is more important than being the first."

There are situations where compromise is needed. In others, no compromise can be accepted. We created the company Hoxter ten years ago with a founding principle of no compromise, this principle still stands today. Thanks to this philosophy you will find our products in realizations of the highest technical, aesthetic and functional level.

We are proud to be able to work together with the best stove builders in order to fulfill your dream of a comfortable home. The warmth and fascination of natural fire cannot be replaced by modern technology.

Petr Banasinski, Richard Dorazil

Founders of Hoxter

The image shows two handwritten signatures in black ink on a light-colored background. The signature on the left is a stylized, cursive script that appears to be 'Petr Banasinski'. The signature on the right is also cursive and appears to be 'Richard Dorazil'.

UKA 56/50/56/52





The best technologies starts with detail

Even the smallest part has its own exact place and function. We create high-quality products thanks to the high quality of materials used and high value human labour. We focus on the needs of the user and a detailed technical performance. Therefore the Hoxter products meet the highest quality standards and offer a maximum user comfort.



ECKA 50/35/45





Comfort of clean glass

Self cleaning fireplace glazing has a high priority while developing the products Hoxter. The combustion air flow system is designed to lead the air-flow along the fireplace glazing. This air wash creates a dynamic air screen that circulates black combustion particles back into the firebox. The clearness of the fireplace glazing will also be greatly affected by the humidity of the firewood, chimney draught or the way you control the air intake to your fireplace.









HAKA 150/51

Easy to operate

The fireboxes of the Hoxter products are so tight that the fire immediately responds to ever so little a movement of the control lever. High combustion temperature in the firebox does not affect the safety and control comfort. Control elements are designed to be self cooling during the operation. This cooling effect is amplified by using suitable materials as stainless steel. Next to design, Hoxter paid much attention to simplicity of control. They are characterized by pure shapes and intuitive control.





Individual design

Light or dark fireclay lining. Dark fireclay is colored throughout its whole mass not only on the surface. Door handle and air lever made of stainless steel or with black teflon coating. A wide portfolio of cover and build-on frames including the possibility of special dimensions on request. Customizable options that help you create your own handcrafted stove.









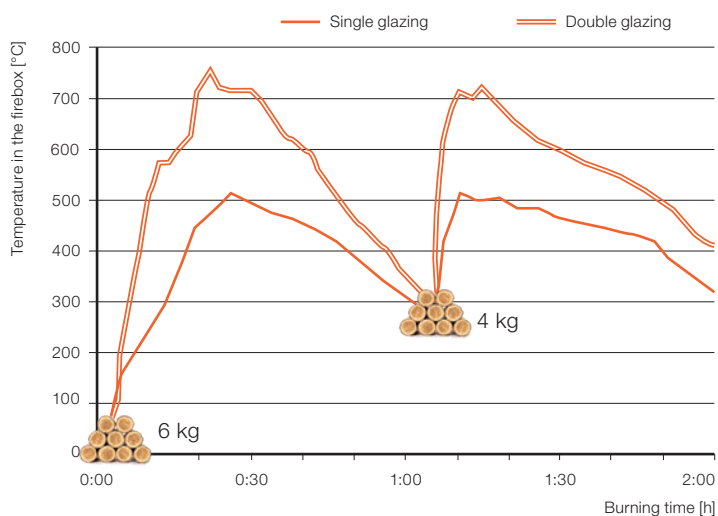




ECKA 67/45/51

Double glazing

The double glazed doors corresponds to current building standards. Energy requirements of houses as well as individual rooms are lower than ever thanks to modern standards of the thermal house insulation. The double glazing improves the insulation qualities of the door and reduces the heat amount radiated to the room through the door. The room with lower energy requirements is not overheated in this way.



* The stated values were measured at the model ECKA 67/45/51W with the fuel batches of 6 kg + 4 kg.



S Line

Slim but powerful. Models from the S Line are compact in size and stand out due to their small depth. They are an ideal solution for houses with low energy needs and small spaces. Despite the compact size of the products, a large size of the window was reached thanks to the minimization of the space between the door and the door frame. Fireplace inserts from the S Line may be equipped with the S – accumulation rings.

S-Line models



HAKA 60/50S



UKA 35/45/35/50S



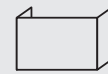
HAKA 60/50ST



UKA 35/60/35/50S



HAKA 80/50S



UKA 35/80/35/50S



ECKA 60/35/50S



ECKA 80/35/50S










Rear feeding

The advantage of a rear feeding door is a practical and clean contribution. The fireplace glass door offers a spectacular view of the fire in the living room while the rear door without glass is used to feed the furnace from a utility room or a hallway. The door for the rear feeding is designed not to be visible from the front side of the fireplace. Nevertheless its presence does not reduce a high combustion efficiency and cleanness of the fireplace glazing.

Models with rear feeding



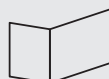
HAKA 63/51(W)a



HAKA 78/57W



HAKA 89/45W




ECKA 67/45/51W



Storage fireplace

The heat storage fireplace offers heat accumulation and healthy radiant heat. The hourly heat output with this type of fireplace is lower and the fueling interval is longer. Hot combustion gas from the firebox flow to the attached heat storage mass that can be put on top or next to the fireplace insert. This heat storage mass is a heavy fire clay, heat resistant and absorbing flue duct that stores the heat from the combustion fumes. While burning and afterwards the stored radiant heat is slowly released into the living area.









HAKA 37/50

www.lauferofen.com

ECKA 50/35/45





Additional mass storage

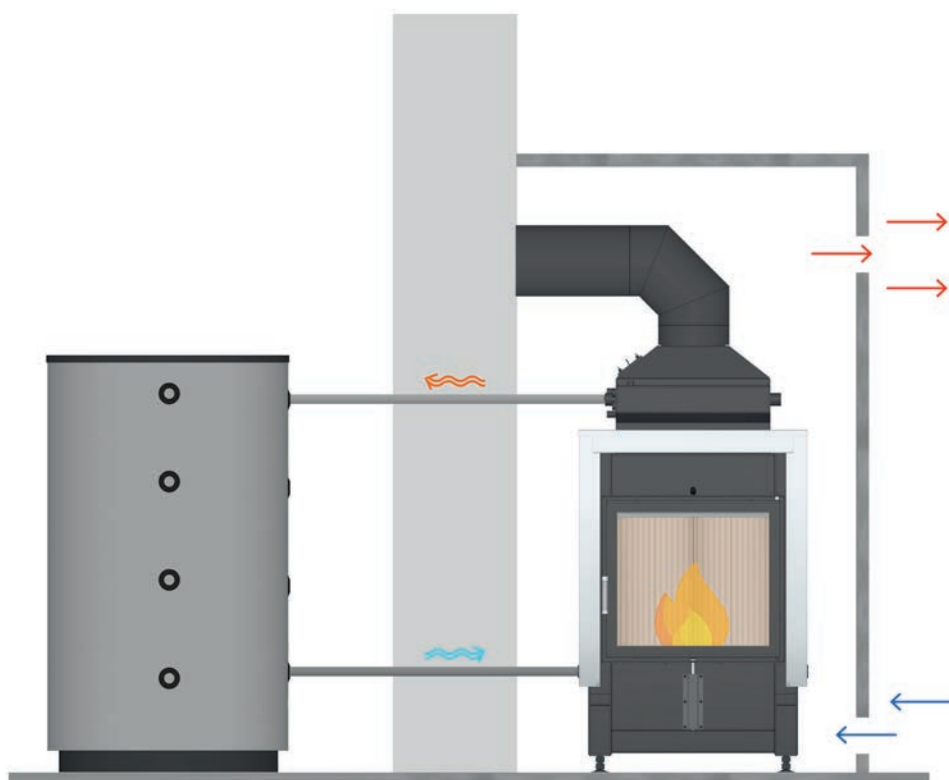
Additional mass storage significantly increases the heat capacity of the fireplace. Energy stored in 150 kg of Hoxter accumulation rings offers a radiant heat source for many hours after the last fueling. Double layer construction and special inner spiral shape of the rings perfectly conducts the heat from combustion fumes to the mass storage. Simple solution requiring no further power source.






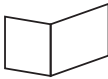








Water heating fireplace

The water heating fireplace provides a heat source to heat the whole house and the domestic hot tap water supply. Hot combusting fumes pass through the water heat exchanger on top of the fireplace insert. The water from the hot-water exchanger heats up to 70–80 °C and flows from the water heating fireplace insert to a storage tank. The heat is stored in the storage tank and can be used to heat radiators, underfloor heating and domestic hot tap water supply.



Models with water heat exchanger

	HAKA 37/50W		ECKA 50/35/45W
	HAKA 63/51W(a)		ECKA 67/45/51W
	HAKA 67/51W		HAKA 63/51WT
	HAKA 78/57W		HAKA 78/57WT
	HAKA 89/45W		HAKA 89/45WT



HAKA 63/51





ECKA 76/45/57

photo: Justyna Szczotka / Bizmet





Automatic combustion control HOS

Electronic control HOS monitors the entire combustion process. Using the air supply flap, it accurately dispenses the amount of air supplied to the fireplace until the flap is completely closed in the last phase of the wood burning. This guarantees the most efficient use of all energy from the fuel and safe combustion.

Depending on the type of the fireplace insert used, the regulation can be equipped with an additional module controlling the pump of the primary boiler circuit or a module controlling the safe pressure value in the interior. The modern display with intuitive control communicates with control unit wirelessly and displays current information about the burning process.



Customer service

We fully back our products and we are there for you when you need us. All service requests will be completed within a few days. The customer service is operated directly from the factory by our qualified technicians who know the products inside out.

All service access is located inside the body of the fireplace allowing all important parts to be completely servicable from inside the burning chamber. There is no need for extra revision openings or covers.





UKA 69/48/69/51





Fireplace inserts Flat glass

Eco | 20
Design | 22




HAKA 32/44

A+

Output capacity connected to the chimney **3–8 kW**

Amount of firewood per heating cycle **3,5 kg**

Ratio heat distribution



HAKA 37/50

HAKA 37/50G(N)


A+

deep chamber (secondary burning chamber)

Output capacity connected to the chimney **5–16 kW**

Amount of firewood per heating cycle **4,5–8 kg**

Ratio heat distribution



HAKA 60/50S


A+

small installation dimensions

Output capacity connected to the chimney **5–12 kW**

Amount of firewood per heating cycle **3,5 kg**

Ratio heat distribution




HAKA 63/51

A

Output capacity connected to the chimney **6–16 kW**

Amount of firewood per heating cycle **6 kg**

Ratio heat distribution



HAKA 78/57

A+

Output capacity connected to the chimney **6–16 kW**

Amount of firewood per heating cycle **5,5 kg**

Ratio heat distribution



HAKA 67/38(N)

A+

(secondary burning chamber)

Output capacity connected to the chimney **6–16 kW**

Amount of firewood per heating cycle **6 (8) kg**

Ratio heat distribution



HAKA 80/50S

A+

small installation dimensions

Output capacity connected to the chimney **6–14 kW**

Amount of firewood per heating cycle **4 kg**

Ratio heat distribution




HAKA 89/45

A

Output capacity connected to the chimney **8–16 kW**

Amount of firewood per heating cycle **5,5 kg**

Ratio heat distribution






HAKA 60/50Sh
small installation dimensions

Output capacity connected to the chimney **5–12 kW**

Amount of firewood per heating cycle **3,5 kg**

Ratio heat distribution




HAKA 67/51h

Output capacity connected to the chimney **6–16 kW**

Amount of firewood per heating cycle **5,5 kg**

Ratio heat distribution




HAKA 78/57h

Output capacity connected to the chimney **6–16 kW**

Amount of firewood per heating cycle **5,5 kg**

Ratio heat distribution




HAKA 89/72h

Output capacity connected to the chimney **9–18 kW**

Amount of firewood per heating cycle **5,5 kg**

Ratio heat distribution




HAKA 80/50S
small installation dimensions

Output capacity connected to the chimney **6–14 kW**

Amount of firewood per heating cycle **4 kg**

Ratio heat distribution




HAKA 89/45h

Output capacity connected to the chimney **8–16 kW**

Amount of firewood per heating cycle **5,5 kg**

Ratio heat distribution




HAKA 110/51h

Output capacity connected to the chimney **9–18 kW**

Amount of firewood per heating cycle **5,5 kg**

Ratio heat distribution



HAKA 150/51h

Output capacity connected to the chimney **10–20 kW**

Amount of firewood per heating cycle **5,5 kg**

Ratio heat distribution



The technical data and drawings are to be found on our homepage www.hoxter.eu

■ Fireplace insert (+ attached storage mass)
■ Door glass (double glazing)

Fireplace inserts Tunnel

Eco | 20
Design | 22



HAKA 37/50T

A+

Output capacity connected to the chimney **6–16 kW**

Amount of firewood per heating cycle **6 kg**

Ratio heat distribution



HAKA 60/50ST


small installation dimensions

A

Output capacity connected to the chimney **5–12 kW**

Amount of firewood per heating cycle **3,5 kg**

Ratio heat distribution



HAKA 63/51T

A+

Output capacity connected to the chimney **6–16 kW**

Amount of firewood per heating cycle **6 kg**

Ratio heat distribution



HAKA 78/57T

A

Output capacity connected to the chimney **6–16 kW**

Amount of firewood per heating cycle **6 kg**

Ratio heat distribution



HAKA 89/45T

A+

Output capacity connected to the chimney **8–16 kW**

Ratio heat distribution






HAKA 60/50StH
small installation dimensions



Output capacity connected to the chimney **5–12 kW**

Amount of firewood per heating cycle **3,5 kg**

Ratio heat distribution




HAKA 78/57Th



Output capacity connected to the chimney **6–16 kW**

Amount of firewood per heating cycle **6 kg**

Ratio heat distribution




HAKA 89/45Th



Output capacity connected to the chimney **8–16 kW**

Amount of firewood per heating cycle **6 kg**

Ratio heat distribution




HAKA 110/51Th



Output capacity connected to the chimney **9–18 kW**

Amount of firewood per heating cycle **6 kg**

Ratio heat distribution



Fireplace inserts Corner glass

Eco | 20
Design | 22



ECKA 50/35/45

A

Output capacity connected to the chimney **5–12 kW**

Amount of firewood per heating cycle **4,5 kg**

Ratio heat distribution




ECKA 51/51/51

A+

Output capacity connected to the chimney **5–13 kW**

Amount of firewood per heating cycle **5 kg**

Ratio heat distribution



ECKA 60/35/50S

small installation dimensions

A+

Output capacity connected to the chimney **5–12 kW**

Amount of firewood per heating cycle **3,5 kg**

Ratio heat distribution



ECKA 67/45/51

A+

Output capacity connected to the chimney **6–16 kW**

Amount of firewood per heating cycle **5,5 kg**

Ratio heat distribution



ECKA 70/40/38(N)

(secondary burning chamber)

A+

Output capacity connected to the chimney **6–16 kW**

Amount of firewood per heating cycle **6 (8) kg**

Ratio heat distribution






ECKA 50/35/45h A

Output capacity connected to the chimney **5–12 kW**

Amount of firewood per heating cycle **4,5 kg**

Ratio heat distribution




ECKA 51/51/51h A+

Output capacity connected to the chimney **5–13 kW**

Amount of firewood per heating cycle **5 kg**

Ratio heat distribution




ECKA 60/35/50Sh A+
small installation dimensions

Output capacity connected to the chimney **5–12 kW**

Amount of firewood per heating cycle **3,5 kg**

Ratio heat distribution




ECKA 67/45/51h A+

Output capacity connected to the chimney **6–16 kW**

Amount of firewood per heating cycle **5,5 kg**

Ratio heat distribution




ECKA 76/45/57h A+

Output capacity connected to the chimney **6–16 kW**

Amount of firewood per heating cycle **5,5 kg**

Ratio heat distribution




ECKA 80/35/50Sh A
small installation dimensions

Output capacity connected to the chimney **6–14 kW**

Amount of firewood per heating cycle **4 kg**

Ratio heat distribution

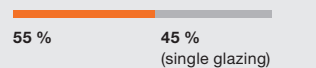


ECKA 90/40/40h A

Output capacity connected to the chimney **8–16 kW**

Amount of firewood per heating cycle **5 kg**

Ratio heat distribution



The technical data and drawings are to be found on our homepage www.hoxter.eu

- Fireplace insert (+ attached storage mass)
- Door glass (double glazing)

Fireplace inserts Three side glass

Eco | 20
Design | 22



UKA 37/55/37/57h

A

Output capacity connected to the chimney **6–12 kW**

Amount of firewood per heating cycle **4 kg**

Ratio heat distribution

52 % 48 %



UKA 37/75/37/57h

A

Output capacity connected to the chimney **8–14 kW**

Amount of firewood per heating cycle **4,5 kg**

Ratio heat distribution

49 % 51 %



UKA 37/95/37/57h

A

Output capacity connected to the chimney **9–17 kW**

Amount of firewood per heating cycle **5 kg**

Ratio heat distribution

48 % 52 %



UKA 37/125/37/57h

A

Output capacity connected to the chimney **9–17 kW**

Amount of firewood per heating cycle **5 kg**

Ratio heat distribution

49 % 51 %



UKA 35/45/35/50Sh

A+

small installation dimensions

Output capacity connected to the chimney **5–10 kW**

Amount of firewood per heating cycle **3 kg**

Ratio heat distribution

54 % 46 %



UKA 35/60/35/50Sh

A+

small installation dimensions

Output capacity connected to the chimney **5–12 kW**

Amount of firewood per heating cycle **3,5 kg**

Ratio heat distribution

52 % 48 %



UKA 35/80/35/50Sh

A

small installation dimensions

Output capacity connected to the chimney **6–14 kW**

Amount of firewood per heating cycle **4 kg**

Ratio heat distribution

50 % 50 %



UKA **56/50/56/52h** **A+**

Output capacity connected to the chimney **5–12 kW**

Amount of firewood per heating cycle **4,5 kg**

Ratio heat distribution

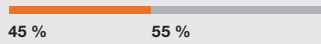


UKA **69/48/69/51h** **A**

Output capacity connected to the chimney **6–12 kW**

Amount of firewood per heating cycle **5 kg**

Ratio heat distribution

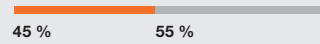


UKA **86/50/86/52h** **A**

Output capacity connected to the chimney **8–15 kW**

Amount of firewood per heating cycle **5 kg**

Ratio heat distribution



Water heating fireplace inserts

Flat glass

Eco | 20
Design | 22




HAKA 37/50WI

A+

Output capacity connected to the chimney **5–10 kW**

Ratio heat distribution




HAKA 63/51WI

A+

Output capacity connected to the chimney **10–24 kW**

Ratio heat distribution




HAKA 63/51Wa

A+

Output capacity connected to the chimney **10–24 kW**

Ratio heat distribution




HAKA 67/51Wh

A+

Output capacity connected to the chimney **8–22 kW**

Ratio heat distribution




HAKA 78/57W(h)

A+

Output capacity connected to the chimney **10–24 kW**

Ratio heat distribution




HAKA 89/45Wh

A+

Output capacity connected to the chimney **10–24 kW**

Ratio heat distribution



Water heating fireplace inserts Tunnel




HAKA 63/51WT

A+

Output capacity connected to the chimney **10–19 kW**

Ratio heat distribution



HAKA 78/57WT(h)

A+

Output capacity connected to the chimney **10–22 kW**

Ratio heat distribution




HAKA 89/45WT(h)

A+

Output capacity connected to the chimney **10–22 kW**

Ratio heat distribution



Water heating fireplace inserts Corner glass




ECKA 50/35/45W(h)

A+

Output capacity connected to the chimney **5–12 kW**

Ratio heat distribution




ECKA 67/45/51W(h)

A+

Output capacity connected to the chimney **8–17 kW**

Ratio heat distribution



The technical data and drawings are to be found on our homepage www.hoxter.eu

- Hot-water exchanger
- Fireplace insert
- Door glass (double glazing)

Handles and frames



Spiral door handle stainless steel



Flat door handle stainless steel



Air control lever stainless steel



Spiral door handle black



Flat door handle black



Air control lever black



Handle stainless steel



Handle black



Removable handle



Casing for the removable handle



Cover frame 2 x 45°




Cover frame 1 x 90°



Cover frame 1 x 90° (ECKA)



Build-on frame 50 mm



Inner door bars UKA black

ECKA 90/40/40 – Stuttgart – Germany **1**
ECKA 67/45/51 – Rozdrojovice – Czech Republic **2–3**
UKA 56/50/56/52 – Jinačovice – Czech Republic **6–7**
ECKA 50/35/45 – Stuttgart – Germany **8–9**
HAKA 89/72 – Helsinki – Finland **10–11**
HAKA 150/51 – Jinačovice – Czech Republic **12–13**
ECKA 76/45/57 – Jinačovice – Czech Republic **14–15**
UKA 37/75/37/57 – Praha – Czech Republic **16–17**
HAKA 89/72 – Oudsbergen – Belgium **18–19**
ECKA 67/45/51 – Sinsheim – Germany **20–21**
ECKA 60/35/50 – Brno – Czech Republic **23**
UKA 69/48/69/51 – Bratislava – Slovakia **24–25**
ECKA 67/45/51 – Eppingen – Germany **27**
HAKA 67/51 – Szczyrk – Poland **28–29**
HAKA 37/50 – Győr – Hungary **30–31**
ECKA 50/35/45 – Bad Schussenried – Germany **32–33**
HAKA 37/50 – Madarasi Hargita – Romania **34–35**
HAKA 63/51 – Mikulov – Czech Republic **36–37**
ECKA 76/45/57 – Poznań – Poland **38–39**
UKA 69/48/69/51 – Kirchartd – Germany **40–41**
ECKA 50/35/45 – Řepice – Czech Republic **42–43**
UKA 69/48/69/51 – Tenningen – Germany **44–45**

HOXTER GmbH

Haidmühlweg 5
92665 Altenstadt an der Waldnaab
Deutschland
Tel.: +49(0)9602 944 7944
E-mail: info@hoxter.de

Hoxter a.s.

Jinacovice 512
66434 Jinacovice
Czech Republic
Tel.: +420 518 777 701
E-mail: info@hoxter.eu

www.hoxter.eu

Version 01/2023

EN-M1000418

Changes of the stated data and errors reserved.

The technical data and drawings are to be found on our homepage **www.hoxter.eu**

